

AC/DC Converter

DIN100-XX Series



100W, AC/DC DIN-Rail Power Supply



FEATURES

- Universal 85-264VAC or 120-370VDC input voltage
- Accepts AC or DC input (dual-use of same terminal)
- Operating ambient temperature range: -40°C to +70°C
- High I/O isolation test voltage up to 4000VAC (Input -output)
- Industrial product technology design
- Over-voltage class III (Designed to meet EN61558-1 standards)
- Low standby power consumption, high efficiency
- Low ripple & noise
- Output short circuit, over-current, over-voltage protection
- Withstand 300VAC surge input for 5s
- DIN rail TS35X7.5/ TS35X15 mountable

DIN100-XX is Tiger Powers' 100W Din rail series featuring a cost-effective, energy efficient solution for standard DIN-rail mounting. The products offer a high level of stability and immunity to noise, compliant with international IEC62368 standards for EMC and safety specifications meet IEC/EN61000-4, CISPR32, EN55032, UL62368, IEC62368 and EN62368. These light weight AC-DC converters also have an extremely compact design for space saving and are ideal for applications such as industrial control equipment machinery and all kinds of applications in a harsh environment.

Selection Guide

Certification	Part No.	Output Power (W)	Nominal Output Voltage and Current (Vo/Io)	Output Voltage Adjustable Range ADJ (V)*	Efficiency at 230VAC (%) Typ.	Capacitive Load (µF) Max.
UL/EN/IEC/ BIS/UKCA	DIN100-12	90	12V/7.5A	12.0 - 13.8	88	10000
	DIN100-15	97.5	15V/6.5A	13.5 - 18.0	89	6400
	DIN100-24	100.8	24V/4.2A	21.6 - 29.0	90	2500
	DIN100-48	100.8	48V/2.1A	43.2 - 55.2	90	1100

Note: *The actual adjustment range may extend outside the values stated, care should be exercised to ensure that the output voltage and power levels remain within the published maximum values.

Input Specifications

Item	Operating Conditions	Min.	Typ.	Max.	Unit
Input Voltage Range	AC input	85	--	264	VAC
	DC input	120	--	370	VDC
Input Frequency		47	--	63	Hz
Input Current	115VAC	--	--	3	A
	230VAC	--	--	1.6	
Inrush Current	115VAC	--	35	--	
	230VAC	--	70	--	
Leakage Current	240VAC/50Hz	0.5mA RMS Max.			
Hot Plug		Unavailable			

Output Specifications

Item	Operating Conditions	Min.	Typ.	Max.	Unit	
Output Voltage Accuracy	0% - 100% load	--	±2	--	%	
Line Regulation	Rated load	--	±0.5	--		
Load Regulation	230VAC	--	±1.5	--		
Output Ripple & Noise*	20MHz bandwidth (peak-to-peak value)	12V output	--	--	120	mV
		15V output	--	--	120	
		24V output	--	--	150	
		48V output	--	--	240	
Temperature Coefficient		--	±0.03	--	%/°C	

Stand-by Power Consumption	230VAC input	12V/15V output	--	--	0.30	W
		24V output	--	--	0.35	
		48V output	--	--	0.40	
Short Circuit Protection			Hiccup, continuous, self-recovery			
Over-current Protection			110% - 200% I _o , self-recovery			
Over-voltage Protection	12V output		≤20V			
	15V output		≤25V			
	24V output		≤35V			
	48V output		≤60V			
Minimum Load			0	--	--	%
Start-up Time			--	--	3	s
Hold-up Time	230VAC		--	30	--	ms
Note: *The "Tip and barrel method" is used for ripple and noise test, please refer to AC-DC Converter Application Notes for specific information.						

General Specifications

Item		Operating Conditions	Min.	Typ.	Max.	Unit
Isolation	Input - output	Electric Strength Test for 1min., leakage current < 5mA	4000	--	--	VAC
Operating Temperature			-40	--	+70	°C
Storage Temperature			-40	--	+85	
Storage Humidity			--	--	95	%RH
Operating Altitude			--	--	2000	m
Switching Frequency			--	65	--	kHz
Power Derating	-40°C to -30°C	12V/48V output	3.00	--	--	% / °C
		24V output	7.00	--	--	
		15V output	8.00	--	--	
	+45°C to +70°C		2.00	--	--	
85VAC - 115VAC			0.67	--	--	%/VAC
Safety Standard		UL/IEC62368-1, IS13252 (Part1) safety approved & EN62368-1, BS EN 62368-1 (Report); Design refer to EN61558-1				
Safety Class		CLASS II				
MTBF		MIL-HDBK-217F@25°C > 300,000 h				

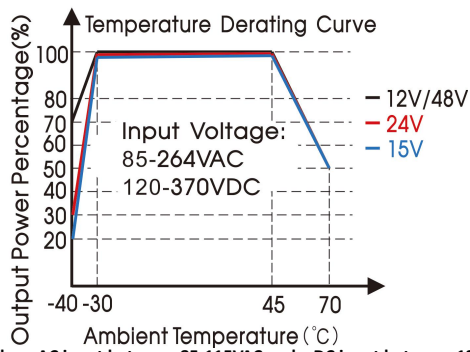
Mechanical Specifications

Case Material	Plastic, heat-resistant (UL94V-0)
Package Dimensions	70.00 x 92.66 x 58.00mm
Weight	235g (Typ.)
Cooling method	Free air convection

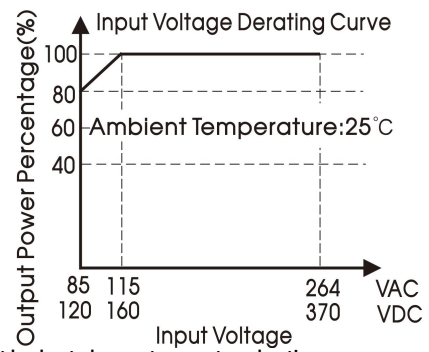
Electromagnetic Compatibility (EMC)

Emissions	CE	CISPR32/EN55032 CLASS B		
	RE	CISPR32/EN55032 CLASS B		
Immunity	ESD	IEC/EN61000-4-2	Contact ±6KV/Air ±8KV	Perf. Criteria A
	RS	IEC/EN61000-4-3	10V/m	Perf. Criteria A
	EFT	IEC/EN61000-4-4	±4KV	Perf. Criteria A
	Surge	IEC/EN61000-4-5	line to line ±2KV	Perf. Criteria A
	CS	IEC/EN61000-4-6	10Vr.m.s	Perf. Criteria A
	Voltage dips, short interruptions and voltage variations immunity	IEC/EN61000-4-11	100% dip 1 periods, 30% dip 25 periods, 100% interruptions 250 periods	

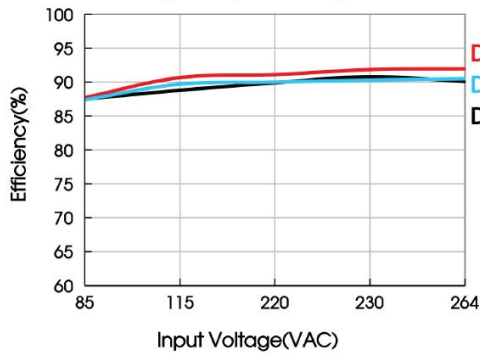
Product Characteristic Curve



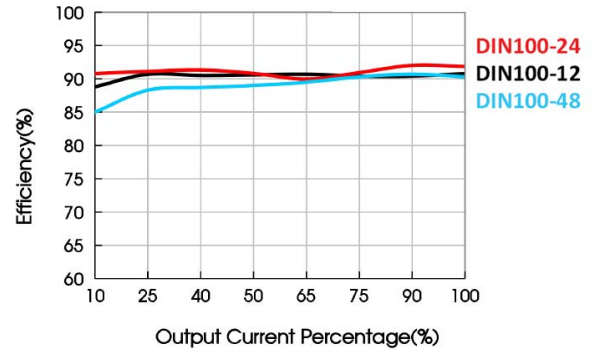
Note: ① With an AC input between 85-115VAC and a DC input between 120-160VDC, the output power must be derated as per temperature derating curves;
 ② This product is suitable for applications using natural air cooling; for applications in closed environment please consult factory or one of our FAE.



Efficiency Vs Input Voltage (Full Load)

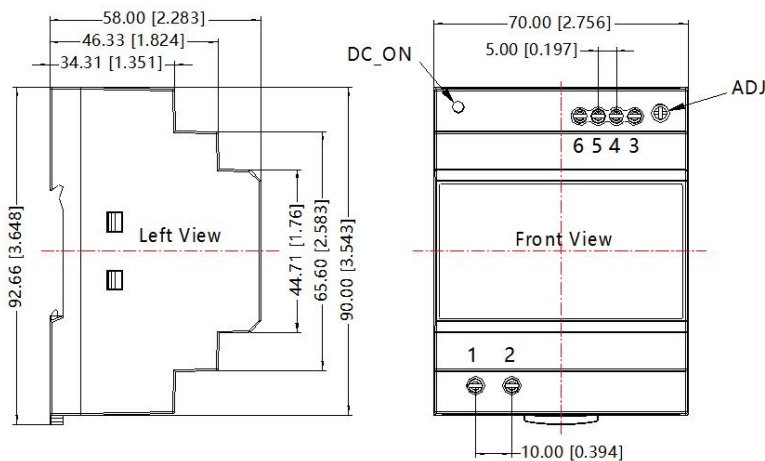


Efficiency Vs Output Load



Dimensions and Recommended Layout

THIRD ANGLE PROJECTION



Pin-Out	
Pin	LI100-20B
1	AC(L)
2	AC(N)
3	+Vo
4	+Vo
5	-Vo
6	-Vo

Note:
 Unit: mm[inch]
 ADJ: adjustable resistance to change output voltage
 Wire range: 24-12 AWG
 Tightening torque: Max 0.4 N·m
 Mounting rail: TS35
 General tolerances: $\pm 1.00[\pm 0.039]$

Note:

1. For additional information on Product Packaging please refer to www.TigerPowerSupplies.com
2. Unless otherwise specified, parameters in this datasheet were measured under the conditions of $T_a=25^{\circ}\text{C}$, humidity<75% with nominal input voltage and rated output load;
3. All index testing methods in this datasheet are based on our company corporate standards;
4. We can provide product customization service, please contact our technicians directly for specific information;
5. Specifications are subject to change without prior notice;
6. Products are related to laws and regulations: see "Features" and "EMC";
7. Our products shall be classified according to ISO14001 and related environmental laws and regulations, and shall be handled by qualified units.